









Watching and Leaving Checklist

- 1
 Watch Act 1 
- 2
 Intermission 
- 3
 Watch Act 2 
- 4
 Clap for the actors 
- 5
 Pick up your things 
- 6
 Walk up aisle to leave theatre 
- 7
 Walk through lobby to car 
- 8
 Ride in car 



Schedule For My Visit



I will go to Cincinnati Shakespeare Company to see a play.



When I arrive, I will get my tickets from the Box Office.



I will wait in the lobby until it is time for the show to start.



When I go into the theater, the ushers will scan my ticket.

Schedule For My Visit



Inside the theater, I will find my seat. I might have to wait a few minutes for the show to start.



I will watch the show. There will be other people watching the show.





There is a break halfway through the show. This is called an intermission. I can go into the lobby or stay in the theater.

If I need a break before or after intermission, I can leave any time I need.



After intermission, I will watch the rest of the show.

Schedule For My Visit

 An illustration of four diverse people (two men and two women) of various ethnicities, all smiling and clapping their hands. They are dressed in casual, colorful clothing.	<p>When the show ends, I will clap for the performers.</p>
 A photograph showing the entrance to a theater lobby. The view is from inside the building looking out through large glass doors. Outside, there are trees, a street, and a building. Inside, there is a dark wood reception desk on the right and a black mat on the floor.	<p>I will leave the theater and walk through the lobby to exit the building.</p>